

**ECONOMIC EMPOWERMENT OF DALIT WOMEN
THROUGH ENTREPRENEURSHIP IN
COIMBATORE DISTRICT**

By

P. Devi Bhuvaneswari

(Reg. No. 11PH39)

Supervisor

Dr. R.Annapoorani

A thesis submitted to

**Avinashilingam Institute for Home Science and Higher
Education for Women, Coimbatore, 641043**


**In partial fulfilment of the requirements for the degree of
Doctor of Philosophy in Economics**

March 2016


Certificate

CERTIFICATE

This is certify that the thesis entitled **Economic empowerment of Dalit women through entrepreneurship in Coimbatore District** submitted to the Avinashilingam Institute for Home Science and Higher Education for Women, Coimbatore, for the award of the **Degree of Doctor of Philosophy in Economics**, is a record of original work done by **P. Devi Bhuvaneshwari** during the period of her study in the Department of Economics, Avinashilingam Institute for Home Science and Higher Education for Women, Coimbatore, under the supervision and guidance of **Dr.R.Annapoorani** and has not formed the basis for the award of any Degree/ Diploma/ Associateship/Fellowship/or other similar title to any candidate of any other university or institute.



**Signature of the
Head of the Department**



Signature of the Supervisor

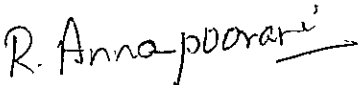


Signature of the Dean

Declaration

DECLARATION

I hereby declare that the matter embodied in the thesis entitled "**Economic empowerment of Dalit women through entrepreneurship in Coimbatore District**" is the result of investigation carried out by me in the Department of Economics, Avinashilingam Institute for Home Science and Higher Education for Women, Coimbatore, under the supervision and guidance of **Dr. R. Annapoorani**, Professor, Department of Economics, Avinashilingam Institute for Home Science and Higher Education for Women, Coimbatore, and it has not been submitted for the award of any Degree/ Diploma/ Associateship / Fellowship / or other similar title to any candidate of any other university or institute.


Signature of the Supervisor


Signature of the Candidate

Acknowledgement

ACKNOWLEDGEMENT

The investigator wishes to thank the Almighty for giving her an opportunity to carry out the research work in pleasant environment with good health and strength. The investigator expresses her immense gratitude to **Thiru.T.S.K.Meenkashisundaram**, former Chancellor, Avinashilingam Institute for Home Science and Higher Education for Women, Coimbatore for providing an opportunity to conduct her investigation in this esteemed institution.

The investigator is highly indebted to **Dr. P.R. Krishna Kumar**, Chancellor, Avinashilingam Institute for Home Science and Higher Education for Women, Coimbatore for his blessings and encouragement.

The investigator expresses her sincere thanks to **Dr.Sheela Ramachandran**, former Vice-Chancellor, Avinashilingam Institute for Home Science and Higher Education for Women, Coimbatore, for her encouragement and support to carry out the study. The investigator expresses her immense gratitude to **Dr. Premavathy Vijayan**, Vice-Chancellor in charge, Avinashilingam Institute for Home Science and Higher Education for Women, Coimbatore, for her tremendous help.

The investigator is thankful to **Dr. Gowri Ramakrishnan**, former Registrar, Avinashilingam Institute for Home Science and Higher Education for Women, Coimbatore, for extending all possible administrative help towards the completion of the study. The investigator profusely thanks **Dr.A. Venmathy**, Registrar in charge, for all the help rendered during the course of study.

The investigator expresses her thanks to **Dr.P.Ambiga Devi**, Professor of Economics and Dean of Humanities, Avinashilingam Institute for Home Science and Higher Education for Women, Coimbatore, for her motivation to undertake research work.

The investigator expresses her thanks to **Dr.K.T.Geetha**, Professor and Head of the Department of Economics, Avinashilingam Institute for Home

Science and Higher Education for Women, Coimbatore, for her encouragement and help in various stages of study.

The investigator owes her sincere thanks to Doctoral committee subject expert **Dr. G.A.Rekha Pai**, Professor and Head of the Department of Economics, Nirmala College for Women, Coimbatore, for her constructive comments and suggestions.

The investigator specially acknowledge with a deep sense of gratitude and considers most fortunate enough to have received an opportunity to work under the guidance of **Dr.R. Annapoorani**, Professor of Economics, Avinashilingam Institute for Home Science and Higher Education for Women, Coimbatore, for the expertise, inspiration, sincerity and excellent guidance and support from the initial to the final level that enriched to develop an understanding of the subject in the entire research period.

The investigator expresses her thanks to the Librarians of Avinashilingam Institute for Home Science and Higher Education for Women, Coimbatore, and Bharathiar University, Coimbatore, for their help in collecting the required materials for the study.

On a more personal note, the investigator owes a special debt of gratitude to her parents, family members and friends for their support, patience, understanding and encouragement rendered throughout the period of the study.

Contents

CONTENTS

Chapter No.	Title	Page No
	LIST OF TABLES	
	LIST OF FIGURES	
1.0	INTRODUCTION	1
2.0	REVIEW OF LITERATURE	14
3.0	METHODOLOGY	40
4.0	RESULTS AND DISCUSSION	61
5.0	SUMMARY AND CONCLUSION	154
	BIBLIOGRAPHY	170
	APPENDIX	189

List of Tables

LIST OF TABLES

TABLE NO.	TITLE	PAGE NO.
1	Block wise details of selected dalit women entrepreneurs in registered units	45
2	Block wise details of selected dalit women entrepreneurs in self help groups	46
3	Score assigned for calculating economic empowerment index	54
4	Socio economic profile of the selected respondents	62
5	Age-sex composition of the family members	69
6	Educational composition of the family members	70
7	Occupational composition of the family members	71
8	Frequency distribution of family members based on monthly income earned by them	72
9	Family property of the selected respondents	73
10	Frequency distribution of dalit women entrepreneurs based on item wise monthly family expenditure	75
11	Item wise percentage of monthly family expenditure of dalit women entrepreneurs	76
12	Age of enterprise owned by the selected respondents	79
13	Type of ownership of the enterprise	80
14	Type of enterprise owned by the selected respondents	81
15	Capital invested by the selected respondents	84
16	Source of finance for the selected respondents	85
17	Number of labourers employed by the selected respondents	86
18	Number of working days and hours of work by the selected respondents	87
19	Item wise per head expenditure incurred for various type of enterprise	89

TABLE NO.	TITLE	PAGE NO.
20	Average profit earned by type of enterprise (in rupees)	94
21	Amount of profit reinvested by the selected respondents	96
22	Motivational factors for dalit women entrepreneurship	97
23	Estimated Chi-square values of association between motivational factors and selected variables	98
24	Areas of family support for the selected respondents	99
25	Mean score of strengths of the selected respondents	101
26	Frequency distribution of the respondents based on the mean score of strengths	102
27	Z - statistics for major strengths of respondents of registered units and self help groups	103
28	Mean score of weakness of the selected respondents	104
29	Frequency distribution of the respondents based on the mean score of weakness	105
30	Z - statistics for weakness of respondents of registered units and self help groups	106
31	Mean score of opportunities for the selected respondents	107
32	Frequency distribution of the respondents based on the mean score of opportunities	108
33	Z - statistics for opportunities of respondents of registered units and self help groups	109
34	Mean score of threats to the selected respondents	110
35	Frequency distribution of the respondents based on the mean score of threats	111
36	Z- statistics for threats to respondents of registered units and self help groups	112
37	Frequency distribution of the selected respondents involved in manufacturing enterprise based on estimated entrepreneurial economic success index	114

TABLE NO.	TITLE	PAGE NO.
38	Frequency distribution of the selected respondents involved in business enterprise based on estimated entrepreneurial economic success index	116
39	Frequency distribution of the selected respondents involved in service enterprise based on estimated entrepreneurial economic success index	118
40	Frequency distribution of the selected respondents based on estimated entrepreneurial economic success index	119
41	Relative discriminating power of the variables influencing entrepreneurial economic success index of registered units	123
42	Relative discriminating power of the variables influencing entrepreneurial economic success index of self help groups respondents	124
43	Relative discriminating power of the variables influencing entrepreneurial economic success index of total dalit women entrepreneurs	125
44	Score assigned for calculating economic empowerment index	126
45	Income earned per month by the selected respondents	128
46	Contribution to family income by the selected respondents	129
47	Percentage contribution to family income by the selected respondents	129
48	Ownership of assets by the selected respondents	130
49	Amount of savings by the selected respondents	131
50	Proportion of income spent on her and children by the selected respondents	132
51	Frequency distribution of the selected respondents involved in manufacturing enterprise based on estimated entrepreneurial economic empowerment index	133
52	Frequency distribution of the selected respondents involved in business enterprise based on estimated entrepreneurial economic empowerment index	135
53	Frequency distribution of the selected respondents involved in service enterprise based on estimated entrepreneurial economic empowerment index	137

TABLE NO.	TITLE	PAGE NO.
54	Frequency distribution of the selected respondents based on estimated economic empowerment index	138
55	Regression constructs of economic empowerment index of registered unit dalit women entrepreneurs as related to selected factors	142
56	The estimated fit indices of the proposed structural equation model for registered dalit women entrepreneurs	143
57	Regression constructs of economic empowerment index of self help groups dalit women entrepreneurs as related to selected factors	145
58	The estimated fit indices of the proposed structural equation model for self help groups dalit women entrepreneurs.	146
59	Regression constructs of economic empowerment index of total dalit women entrepreneurs as related to selected factors	148
60	The estimated fit indices of the proposed structural equation model for total dalit women entrepreneurs	149
61	Mean score of constraints faced by dalit women entrepreneurs	151
62	Garrett ranking for the score of constraints faced by dalit women entrepreneurs	152
63	Measures required by the respondents to promote entrepreneurship	153

List of Figures

LIST OF FIGURES

FIGURE NO.	TITLE	PAGE NO.
1	Coimbatore District map	43
2(a)	Age of the selected respondents-Registered units	64
2(b)	Age of the selected respondents - Self help groups respondents	64
2(c)	Age of the selected respondents - Total respondents	64
3(a)	Educational composition of the selected respondents - Registered units	66
3(b)	Educational composition of the selected respondents - Self help groups	66
3(c)	Educational composition of the selected respondents – Total respondents	66
4(a)	Years of experience in entrepreneurship - Registered units	68
4(b)	Years of experience in entrepreneurship - Self help groups	68
4(c)	Years of experience in entrepreneurship - Total respondents	68
5(a)	Item wise percentage of monthly family expenditure of dalit women entrepreneurs-Registered units	78
5(b)	Item wise percentage of monthly family expenditure of dalit women entrepreneurs-Self help groups	78
5(c)	Item wise percentage of monthly family expenditure of dalit women entrepreneurs- Total respondents	78
6(a)	Percentage distribution of respondents based on type of enterprise owned by the selected respondents - Registered units	83
6(b)	Percentage distribution of respondents based on type of enterprise owned by the selected respondents - Self help groups	83

FIGURE NO.	TITLE	PAGE NO.
6(c)	Percentage distribution of respondents based on type of enterprise owned by the selected respondents - Total respondents	83
7(a)	Average entrepreneurial economic success index by the type of enterprise - Manufacturing enterprise	121
7(b)	Average entrepreneurial economic success index by the type of enterprise - Business enterprise	121
7(c)	Average entrepreneurial economic success index by the type of enterprise - Service enterprise	121
7(d)	Average entrepreneurial economic success index by the type of enterprise -Total enterprise	121
8(a)	Average economic empowerment index by the type of enterprise - Manufacturing enterprise	140
8(b)	Average economic empowerment index by the type of enterprise - Business enterprise	140
8(c)	Average economic empowerment index by the type of enterprise - Service enterprise	140
8(d)	Average economic empowerment index of the selected respondents - Total enterprise	140
9(a)	Relationship between personal factors, enterprise related factors and Government related factors and economic empowerment of dalit women through entrepreneurship – Registered units	144
9(b)	Relationship between personal factors, enterprise related factors and Government related factors and economic empowerment of dalit women through entrepreneurship – Self help groups	147
9(c)	Relationship between personal factors, enterprise related factors and Government related factors and economic empowerment of dalit women through entrepreneurship – Total respondents	150

List of Appendix

LIST OF APPENDIX

APPENDIX NO.	TITLE	PAGE NO.
1	An interview schedule to elicit information on economic empowerment of dalit women through entrepreneurship in Coimbatore District	189 - 196