

*Hypolipidemic Effect of High Fiber and
Omega 3 Rich Foods*

By

Prasanthi. P

Supervisor

Dr. M. Amirthaveni

*A thesis submitted to Avinashilingam Institute for Home Science and Higher
Education for Women, Coimbatore - 641 043.*

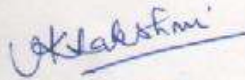
In Partial Fulfilment of the Requirements for the Degree of

*Doctor of Philosophy
in
Food Science and Nutrition*

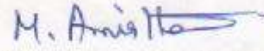
December 2013

CERTIFICATE

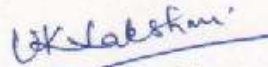
This is to certify that the thesis entitled "**Hypolipidemic Effect of High Fiber and Omega 3 Rich Foods**" submitted to the Avinashilingam Institute for Home Science and Higher Education for Women, Coimbatore - 641 043, in partial fulfilment of the requirements for the award of the degree of **Doctor of Philosophy in Food Science and Nutrition**, is a record of original research work done by **Prasanthi. P.**, during the period of her study in the Department of Food Science and Nutrition, Avinashilingam Institute for Home Science and Higher Education for Women, Coimbatore, under my supervision and guidance and the thesis has not formed the basis for the award of any Degree / Diploma / Associateship / Fellowship or similar title to any candidate of any other University or Institute.



Signature of the
Head of the Department




Signature of the Guide




Signature of the Dean

DECLARATION

I hereby declare that the thesis entitled, "**Hypolipidemic Effect of High Fiber and Omega 3 Rich Foods**" submitted to the Avinashilingam Institute for Home Science and Higher Education for Women, Coimbatore - 641 043, in partial fulfilment of the requirements for the award of the Degree of **Doctor of Philosophy in Food Science and Nutrition**, is a record of original research work done by me under the supervision and guidance of **Dr. (Mrs.) M. Amirthaveni**, M.Sc., M.Phil., Ph.D., Professor, Department of Food Science and Nutrition, Avinashilingam Institute for Home Science and Higher Education for Women, Coimbatore - 641 043 and that it has not formed the basis for the award of any Degree / Diploma / Associateship / Fellowship or similar title to any candidate of any other University or Institute.


Signature of the Guide


Signature of the Candidate

ACKNOWLEDGEMENT

The investigator places her first and foremost prayers to 'GOD ALMIGHTY' for his uncountable blessings for the strength and perseverance bestowed upon her during the research leading her to realize her goal and to fulfill the task in a satisfactory manner.

The investigator places her reverential gratitude to Late Dr.T.S.Avinashilingam, the Founder and First Chancellor and Padmashri, Dr.Rajammal P. Devadas, Former Chancellor, Avinashilingam Institute for Home Science and Higher Education for Women, Coimbatore for realizing their vision on Home Science education which has made learning in the portals of this institution possible.

The investigator expresses her sincere thanks to Dr.T.S.K.Meenakshisundaram, M.A., M.Phil., Ph.D., Chancellor, Avinashilingam Institute for Home Science and Higher Education for Women, Coimbatore, for all the amenities and infrastructure provided for the conduct of the study.

The investigator owes her sincere thanks to Dr.(Mrs). Sheela Ramachandran, M.Sc., P.G.Dip., (F.Sc.&P), Ph.D.(Avinashilingam), Vice Chancellor of this University for providing all the facilities and support required for completion of the thesis.

The investigator also expresses her thanks to Dr.(Mrs).Gowri Ramakrishnan, M.Sc.,(Madras), M.Phil., Ph.D. (Avinashilingam), Registrar, Avinashilingam Institute for Home Science and Higher Education for Women, Coimbatore, for providing all the support in the smooth conduct of the study.

The investigator felt her deep sense of gratitude to Dr.(Mrs).S.Premakumari, M.Sc., Dip.Ed., M.Phil., Ph.D., (Madras), Dean, Faculty of Community Education and Entrepreneurship Development, Avinashilingam Institute for Home Science and Higher Education for Women, Coimbatore, deserve credit for her endearing nature, kind words of encouragement, support and motivation in completion of the study.

The investigator expresses her heartfelt thanks to Dr.(Mrs.).U.K.Lakshmi M.Sc., M.Phil., Dip.Ed., Ph.D. (Madras), Professor and Head, Department of Food Science and Nutrition, Avinashilingam Institute for Home Science and Higher Education for Women, Coimbatore, for her concern and encouragement shown throughout the study period which has helped in the completion of the study.

The investigator deem it a privilege to have Dr.(Mrs).M.Amirthaveni, M.Sc., M.Phil., Ph.D., (Avinashilingam), Professor, Department of Food Science and Nutrition, Avinashilingam Institute for Home Science and Higher Education for Women, Coimbatore, as a guide and expresses sincere gratitude for her keen interest, patient hearing, untiring effort, skillful instructions, esteemed guidance and suggestions instilled in me the spirit of confidence to successfully complete the task. The investigator thanks her for the unflagging encouragement and serving as a role model. The enthusiasm and scientific temperament she has for research and her caring ways were contagiously motivating even during tough times in every step of my work.

The investigator is deeply obligated and grateful to Mrs.S.Radha Devi, M.Sc., M.Phil., Associate Professor, Department of Food Science and Nutrition, Avinashilingam Institute for Home Science and Higher Education for Women, Coimbatore, for her invaluable help and support rendered during the study. The guidance rendered in the statistical analysis needs special appreciation and valuable suggestions for the research work.

The investigator also expresses her thanks to Dr.P.Santhana Krishnan, Director (Research and Consultancy), Avinashilingam Institute for Home Science and Higher Education for Women, Coimbatore, for his timely suggestions and help rendered throughout the study period.

The investigator expresses sincere thanks to each and every one of the Faculty members, Department of Food Science and Nutrition for their support and good wishes.

The investigator feels great and expresses her heartfelt thanks and wishes to all the special FRIENDS who helped me in many ways throughout the study period.

The investigator expresses her heartfelt and sincere gratitude to Dr. Johann Christopher, MD, DNB (Cardiology), for helping me to get the permission in the renowned Care Hospitals, Hyderabad for the smooth conduct of the study.

The investigator expresses her heartfelt thanks to Dr.B.Somaraju, M.D., D.M., Ph.D (Hon-Causa) Cardiologist, Care Hospitals, Hyderabad, for the help rendered in carrying out the survey needed for the study in successful manner.

The investigator also thanks the staff of the Care Hospitals especially the dietician Usha, nursing staff - Sister Gayathri for giving the total freedom to interact and conduct the survey throughout the study period.

Diction is not enough to express my unboundful gratitude and love to my loving husband Mr. Sarat Chandra Reddy and my little angel Arshia, for their understanding, endless patience and encouragement when it was most required, who provided endless efforts in every stage of the study. But for their vision and perseverance, this project would still have been an unrealized dream.

No words match to express my everlasting love and gratitude to my beloved parents Smt. Bharathi and Dr. P. Raghava Reddy, Former Vice Chancellor, Acharya NG Ranga Agriculture University, Hyderabad, who was not only the source of inspiration, courage and strength, but also the real architect of my career for whom this thesis is dedicated. I also thank my endearing loving sister and her family.

My indebt gratitude to my in-laws Smt. Vinaya Bharathi and Mr. Ramamurthy Reddy, for their co-operation, support and timely help.

I owe my indebtedness to Mrs. Punitha Aunty and Mrs. Kavitha Vetrivel for their kind and generous heart who helped me all the way and taking care of my little angel in the need of the hour.

Last but not the least, the investigator wishes to thank Mr. Selva Kumar, for his excellent work, patiently carried out for the thesis its present shape.

CONTENTS

CHAPTER No.	TITLE	PAGE No.
	LIST OF TABLES	
	LIST OF FIGURES	
	LIST OF PLATES	
	LIST OF APPENDICES	
I	INTRODUCTION.....	1
II	REVIEW OF LITERATURE	14
	A. Global prevalence of Cardiovascular diseases	14
	B. Non-communicable diseases – Mortality and Morbidity	17
	C. Hyperlipidemia and cardiovascular diseases-World public health challenge	21
	a. Types	21
	b. Etiology	25
	D. Management of cardiovascular diseases	39
	a. Dietary management	40
	b. Lifestyle – alcohol, smoking, tobacco	44
	c. Exercise	48
	d. Medical therapy	50
	e. Nutraceuticals	53
	E. Cardiac-friendly effects of nuts	55
	a. Flaxseeds	58
	b. Almonds	60
	c. Walnuts	61
III	METHODOLOGY.....	66
	PHASE I	
	A. Selection of locale	67
	B. Selection of subjects	68
	C. Formulation of the tool and collection of data	69
	a. Demographic profile of the selected subjects	69
	b. Collection of details on dietary and lifestyle pattern, personal and family history of hyperlipidemics	69

CHAPTER No.	TITLE	PAGE No.
	D. Assessment of nutritional status of the selected subjects	71
	a. Anthropometric measurements	71
	i. Measurement of height	71
	ii. Measurement of weight	72
	iii. Body mass index	72
	iv. Measurement of waist and hip circumference	73
	v. Waist to Hip ratio	74
	b. Dietary survey – Individual food and nutrient intake	75
	c. Biochemical parameters – Analysis of serum lipid profile	76
	PHASE II	
	A. Selection of the ingredients for the supplements	79
	B. Formulation and evaluation of the supplements	85
	a. Formulation and organoleptic evaluation of the supplements	85
	b. Composition and cost of the selected supplements	88
	c. Nutrient content of the selected supplements	95
	E. Analysis of the supplements	96
	PHASE III	
	A. Human feeding trials	96
	a. Orientation of the selected subjects regarding the intervention	97
	PHASE IV	
	A. Evaluation of the effect of intervention among the selected subjects	99
	B. Consolidation, analysis and interpretation of the data	99
IV	RESULTS AND DISCUSSION	100
	A. Demographic profile of the selected hyperlipidemics	102
	a. Age and sex of the selected hyperlipidemics	102
	b. Educational status	105
	c. Occupational status	106
	d. Activity pattern	107
	e. Type of family	109
	f. Income status of the selected hyperlipidemics	110

CHAPTER No.	TITLE	PAGE No.
	B. Dietary pattern of the selected hyperlipidemics	112
	a. Dietary habit and meal pattern of the selected hyperlipidemics	112
	b. Food consumption pattern adapted by the hyperlipidemics	114
	c. Consumption of dairy products and flesh foods by the hyperlipidemics	116
	d. Type and quantity of fats and oils used for cooking	120
	C. Lifestyle pattern of the selected hyperlipidemics	122
	a. Alcohol consumption	122
	b. Coffee consumption	123
	c. Smoking pattern	125
	d. Exercise pattern	127
	D. Personal family history of the selected Hyperlipidemics	129
	a. Duration of the hyperlipidemic condition	129
	b. Personal history	130
	c. Mode of treatment undertaken	121
	d. Signs and symptoms prevalent among the selected hyperlipidemics	132
	e. Familial history	133
	E. Analysis of the selected supplements	134
	F. Anthropometric measurements	136
	a. Mean height of the selected hyperlipidemics	137
	b. Mean weight of the selected hyperlipidemics	138
	c. Body Mass Index of the selected hyperlipidemics	139
	d. Waist to Hip ratio of the selected hyperlipidemics	140
	G. Biochemical profile of the selected hyperlipidemics	141
	a. Mean lipid profile	141
	H. Effect of the supplements on the nutritional status of the selected hyperlipidemics	144
	a. Body weight	144
	b. Body Mass Index	148
	c. Food and nutrient intake of the male hyperlipidemics	150
	d. Food and nutrient intake of the female hyperlipidemics	123

CHAPTER No.	TITLE	PAGE No.
	I. Effect of supplements on the serum lipid profile of the selected hyperlipidemics	156
	a. Supplementation with Flaxseed, Almond and Walnut (FAW group)	156
	b. Supplementation with Almond and Walnut (AW group)	160
	c. Supplementation with Flaxseed and Garlic (FG group)	164
	d. Supplementation with Flaxseed (FS group)	169
	e. Comparison of mean difference and 't' values of the lipid profile between intervention groups	174
	f. Correlation analysis	177
V	SUMMARY AND CONCLUSION	180
	BIBLIOGRAPHY	192
	APPENDICES	215

LIST OF TABLES

TABLE No.	TITLE	PAGE No.
I	NUTRITIVE VALUE OF NUTS PER 100g	62
II	CUT OFF VALUES FOR DIFFERENT GRADES OF OBESITY	73
III	DIFFERENT COMBINATIONS OF THE SELECTED FOODS	86
IV	ORGANOLEPTIC EVALUATION OF THE SUPPLEMENTS (MAX. SCORE-30)	88
V	COMPOSITION, QUANTITY AND COST OF THE FOODS SELECTED FOR THE INTERVENTION (20g)	89
VI	NUTRITIVE VALUE OF THE SELECTED SUPPLEMENTS (20G)	95
VII	GROUPING OF SUBJECTS FOR INTERVENTION	97
VIII	AGE AND SEX-WISE DISTRIBUTION OF SELECTED HYPERLIPIDEMICS	102
IX	EDUCATIONAL STATUS	105
X	OCCUPATIONAL STATUS	106
XI	ACTIVITY PATTERN	108
XII	TYPE OF FAMILY	109
XIII	INCOME STATUS	110
XIV	TYPE OF DIET CONSUMED BY THE SUBJECTS	112
XV	MEAL PATTERN FOLLOWED BY THE SUBJECTS	113
XVI	FOOD CONSUMPTION PATTERN OF THE SUBJECTS	115
XVII	CONSUMPTION OF DAIRY PRODUCTS	117
XVIII	CONSUMPTION PATTERN OF FLESH FOODS	118
XIX	TYPE AND QUANTITY OF FATS AND OILS USED FOR COOKING	120
XX	ALCOHOL CONSUMPTION PATTERN BY THE MALE SUBJECTS	122

TABLE No.	TITLE	PAGE No.
XXI	CONSUMPTION OF COFFEE BY HYPERLIPIDEMIC SUBJECTS	124
XXII	SMOKING PATTERN BY MALE SUBJECTS	125
XXIII	EXERCISE PATTERN OF THE SUBJECTS	127
XXIV	DURATION OF THE DISORDER	129
XXV	PERSONAL HISTORY OF THE SUBJECTS	130
XXVI	MODE OF TREATMENT	131
XXVII	SIGNS AND SYMPTOMS OF SELECTED SUBJECTS	132
XXVIII	FAMILY HISTORY OF THE SUBJECTS	133
XXIX	NUTRITIONAL AND ANTI-NUTRITIONAL CONTENT OF THE SUPPLEMENTS	135
XXX	MEAN HEIGHT OF THE SELECTED SUBJECTS	137
XXXI	MEAN WEIGHT OF THE SELECTED SUBJECTS	138
XXXII	BODY MASS INDEX OF THE SELECTED SUBJECTS	139
XXXIII	WAIST TO HIP RATIO OF THE SELECTED SUBJECTS	141
XXXIV	MEAN LIPID PROFILE LEVELS OF THE SELECTED SUBJECTS	142
XXXV	BODY WEIGHT BEFORE AND AFTER THE INTERVENTION PERIOD	145
XXXVI	BODY MASS INDEX BEFORE AND AFTER THE INTERVENTION PERIOD	149
XXXVII	FOOD INTAKE OF THE MALE HYPERLIPIDEMICS	151
XXXVIII	NUTRIENT INTAKE OF THE MALE HYPERLIPIDEMICS	152
XXXIX	FOOD INTAKE OF THE FEMALE HYPERLIPIDEMICS	153
XL	NUTRIENT INTAKE OF THE FEMALE HYPERLIPIDEMICS	155
XLI	SERUM LIPID PROFILE OF FAW AND CONTROL GROUP BEFORE AND AFTER THE INTERVENTION	157

TABLE No.	TITLE	PAGE No.
XLII	SERUM LIPID PROFILE OF AW AND CONTROL GROUP BEFORE AND AFTER THE INTERVENTION	161
XLIII	SERUM LIPID PROFILE OF FG AND CONTROL GROUP BEFORE AND AFTER THE INTERVENTION	165
XLIV	SERUM LIPID PROFILE OF FS AND CONTROL GROUP BEFORE AND AFTER THE INTERVENTION	170
XLV	MEAN DIFFERENCE OF THE INTERVENTION GROUPS	174
XLVI	COMPARISON OF THE 't' VALUES OF SERUM LIPID PROFILE BETWEEN THE INTERVENTION GROUPS	175
XLVII	CORRELATION BETWEEN LIPID PROFILE AND BODY WEIGHT OF THE SELECTED HYPERLIPIDEMICS	178

LIST OF FIGURES

FIGURE No.	TITLE	PAGE No.
1	STUDY DESIGN	70
2	SEX-WISE DISTRIBUTION OF SELECTED HYPERLIPIDEMICS	103
3	AGE-WISE DISTRIBUTION OF HYPERLIPIDEMICS	103
4	EDUCATIONAL STATUS	105
5	OCCUPATIONAL STATUS	107
6	ACTIVITY PATTERN	108
7	TYPE OF FAMILY	109
8	INCOME LEVEL	110
9	DIETARY PATTERN	113
10	FREQUENCY OF ALCOHOL CONSUMPTION	123
11	SMOKING PATTERN	125
12	EXERCISE PATTERN	128
13	BODY WEIGHT OF THE STUDY GROUP BEFORE AND AFTER INTERVENTION PERIOD	146
14	LIPID PROFILE OF FAW AND CONTROL GROUP	158
15	LIPID PROFILE OF AW AND CONTROL GROUP	162
16	LIPID PROFILE OF FG AND CONTROL GROUP	166
17	LIPID PROFILE OF FS AND CONTROL GROUP	171

LIST OF PLATES

PLATE No.	TITLE	PAGE No
I	SELECTION OF INGREDIENTS	80
II	INGREDIENTS USED FOR THE SUPPLEMENTS	90
	(a) FLAXSEED, ALMOND AND WALNUT	
	(b) ALMOND AND WALNUT	91
	(c) FLAXSEED AND GARLIC	92
	(d) FLAXSEED	93
III	PREPARATION OF THE SUPPLEMENTS	94
IV	ORIENTATION AND DISTRIBUTION	98

LIST OF APPENDICES

APPENDIX NO.	TITLE	PAGE No
I	QUESTIONNAIRE	215
II	ANTHROPOMETRIC MEASEAUREMENTS OF FAW GROUP BEFORE AND AFTER THE INTERVENTION PERIOD	225
III	ANTHROPOMETRIC MEASEAUREMENTS OF AW GROUP BEFORE AND AFTER THE INTERVENTION PERIOD	226
IV	ANTHROPOMETRIC MEASEAUREMENTS OF FG GROUP BEFORE AND AFTER THE INTERVENTION PERIOD	227
V	ANTHROPOMETRIC MEASEAUREMENTS OF FS GROUP BEFORE AND AFTER THE INTERVENTION PERIOD	228
VI	ANTHROPOMETRIC MEASEAUREMENTS OF CONTROL GROUP BEFORE AND AFTER THE INTERVENTION PERIOD	229
VII	LIPID PROFILE OF FAW GROUP BEFORE AND AFTER THE INTERVENTION PERIOD	230
VIII	LIPID PROFILE OF AW GROUP BEFORE AND AFTER THE INTERVENTION PERIOD	231
IX	LIPID PROFILE OF FG GROUP BEFORE AND AFTER THE INTERVENTION PERIOD	232
X	LIPID PROFILE OF FS GROUP BEFORE AND AFTER THE INTERVENTION PERIOD	233
XI	LIPID PROFILE OF CONTROL GROUP BEFORE AND AFTER THE INTERVENTION PERIOD	234